




# **bajadesigns**

High Performance Offroad Lighting





*We'd rather be  
riding, driving  
and racing.*

The people behind Baja Designs Live and Breathe off-roading and our products reflect that passion. Our engineers have finished the grueling Baja 1000 more than 15 times, both on a bike in the competitive pro class and in class 16 and class 1 cars. We also take numerous multi-day Dual Sport trips throughout the year. In fact, you never know where in the world we will show up on our motorcycles, ATVs, UTVs, and buggies. Our engineers are well-known throughout the industry as being the gurus of off-road lighting. Since we are in Southern California, we are able to test with all of the factory motorcycle teams along with some of the biggest names in the truck and buggy classes. We constantly use racer feedback and our own vast experience to develop the best off-road products on the planet. Thank you for sharing our passion for off-roading.

## TABLE OF CONTENTS

|   |   |
|---|---|
| <b>03</b> Lighting Basics                             | <b>25</b> Enduro Lighting Kits                    |
| <b>05</b> LEDgend LED Lights                          | <b>26</b> Dual Sport Kits                         |
| <b>06</b> Fuego 4" Lights                             | <b>28</b> Headlights, Taillights and Turn Signals |
| <b>12</b> LaPaz 8" Lights                             | <b>28</b> 07 KTM EXC LED                          |
| <b>16</b> LaPaz Light Bar                             | <b>29</b> Helmet Radio System                     |
| <b>19</b> Modular Light Bar                           | <b>29</b> Battery Power Kits                      |
| <b>22</b> Tecate and Diablo HID Motorcycle Headlights | <b>30</b> Motorcycle Accessories                  |
| <b>24</b> Stator Winding and Outputs                  | <b>31</b> Coming Soon                             |





**All lights are not created equal.** Lights that work well on a street vehicle are not necessarily best for off-road conditions. Off road vehicles have more body pitch, more suspension travel, more vibration, and face more varied terrain. Other lighting manufacturers offer “off-road” lights that were designed for use on the street or simple dirt roads. Baja Designs lights were created for extreme off-road terrain and driving conditions. **The design of the optics is the most important factor in an off-road light.**

## LIGHT OUTPUT VS. LIGHT DISTRIBUTION

Don't be misled by lights that are rated by brightness (candlepower). Candlepower ratings only measure light from a single point within a beam of light, not an overall light pattern. A tightly focused beam of light may rate very high in candlepower but since that light only falls on a very small area the light will be less than useful. For instance, a laser pointer has a very high candlepower rating while providing very little usable light.

**A light's candlepower or lumens measurement is worthless if the illumination is not where you need it.**

The most effective off-road light will provide smooth light distribution without Sharp Cut-Offs or Hot Spots.

- A “Sharp Cut-Off” is where the light drops off dramatically creating a harsh line between light and darkness. This can be very fatiguing to the eyes over long periods of time.
- A “Hot Spot” is an intense concentration of light in a small area. Hot spots can be very distracting while driving off road because your eyes tend to focus on just that bright spot of light bouncing in front of you.

*No other manufacturer offers the off-road specific light distribution patterns that Baja Designs does.*



Comparison provided by Jon Crowley DuneGuide.com

Rhino with Stock Lights



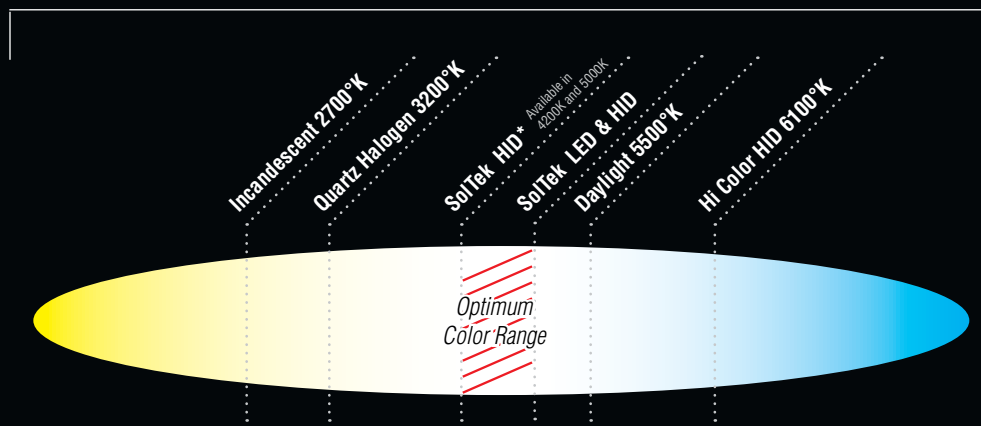
Stock Light + 2 Fuego HID Driving



Stock Light + 2 Fuego HID Driving and 2 Fuego HID Wide Cornering

## LIGHT COLOR

The color of emitted light, or “Color Temperature” is rated in Degrees Kelvin. The most usable light for the human eye is sunlight, which is rated at 4000K-5500K. Don't be fooled by lights offering higher temperatures than this – they tend toward the blue spectrum, which is only good for a “cool looking” light. 6100K and higher bulbs produce fewer lumens than the 4200K bulbs and are less usable to the human eye.



LIGHTING BASICS


## BEAM PATTERN TYPES

**Pencil or Spot Beams** provide a longer and narrower beam that focuses the pattern farther down the trail. These lights are designed to be used in conjunction with other wider beam patterns. Pencil beams come with a 10° wide pattern that can be widened by 4° if desired.

**Driving Beams** offer better peripheral vision than the Spot while maintaining good distance projection. They can be used alone or with other beam patterns to create an excellent light system. Driving beams have a 20° pattern.

**Wide-Driving Beams** are slightly wider than a Driving beam and are good for trail riding or filling in spots closer to the vehicle. They can be used alone or with other beam patterns to create an excellent light system. Wide-Driving beams have a 28° pattern.

**Wide-Cornering or Fog Beams** are the widest and most evenly distributed light pattern of the bunch. These beams are used for lighting the ground close and to the sides of the vehicle and are great for turns and twists on the trail. In addition, this beam is great in dusty or foggy conditions. Due to its low and wide angle of dispersion, this beam should always be used in conjunction with other beams to provide the best possible lighting effect. Wide-Cornering beams have a 42° pattern.



## LIGHT SOURCES

Baja Designs offers lights with Halogen, HID, and LED light sources. We adjust the focal points of the bulbs to optimize the light distribution.

**Halogen Lights**, like conventional incandescent lights, use bulbs with a filament. The major difference is that Halogen bulbs are filled with a pressurized gas to prolong the life of the filament and allow it to burn at a higher and brighter temperature. They have a color temperature of around 3200K, which makes them appear more yellow in color than sunlight or HID light.

**HID (High Intensity Discharge)** lighting is a quantum leap forward in off-road illumination. HID lamps produce daylight quality light (4200K) and brightness (3200 lumens). A single HID bulb produces the equivalent of 250 watts of Halogen lighting power, while consuming only about 45 total watts of electricity and generating far less heat. Instead of a filament, HID bulbs fire a charge between two electrodes encased in a Xenon gas filled

bulb. Since the bulb has no filament, vibration does not affect its operating life of approximately 2000 hours. Baja Designs uses Osram Sylvania's latest Generation 5 HID ballast and bulb with integrated igniter. The Generation 5 ballast and bulb are smaller, lighter, and more reliable than the older components used by most other manufacturers. Baja Designs mounts all HID components inside a protective back cover to allow quick and easy installation and to protect components.

**LED (Light Emitting Diode)** lighting has been around for years but is new to the forward lighting off-road scene. Recent advances in technology have made it possible to produce high-output LEDs capable of reaching the performance and pricing of HID lighting. These lights have an extensive life (approx. 100,000 hrs.) and are very resistant to vibration. The benefits of LED lighting include smooth, even light patterns and the possibility of making the light assemblies in many varying sizes and shapes.



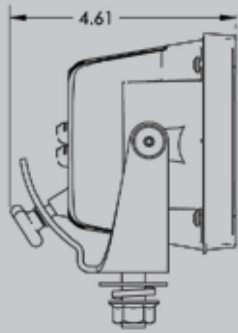
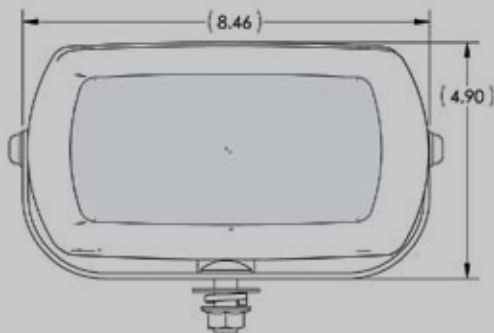


**NEW**

# LEDGEND

HID Performance and Price, Longer Lifespan!

- 5000K Kelvin Temperature for natural day time light
- 18 LEDs for smooth light coverage
- 20,000-50,000 hour life expectancy (compared to 3,000 for HID bulbs)
- Unparalleled vibration and shock resistance
- Race inspired optics available in four patterns: Spot, Driving, Cornering, Flood
- 4 pounds and 3 ounces
- Constant draw is easy on your electrical system (no spikes like HID)
- Patented "Aim-N-Go" feature allows for tool-less adjustment that takes just moments
- Replaceable built-in rock guard protects against anything you can throw at them
- 2 wire hook-ups make for easy installation (waterproof connectors provided)



**Universal Mounting Clamp**  
Great for secure mounting on roll cage, tube lightbar or tube bumpers

- 1.50" Part #61-3451
- 1.75" Part #61-3452



| HID LEDgend Lights |                     |
|--------------------|---------------------|
| Part #             | Description         |
| 62-0200            | Driving, Black      |
| 62-0205            | Spot, Black         |
| 62-0210            | Wide-Driving, Black |
| 62-0180            | UTV Lighting Kit    |
| 62-0190            | ATV Lighting Kit    |

**Kent Kroeker**  
SCORE Champion (KORE Racing)

"This new technology from Baja Designs has changed the way I look at night racing. It's like having a secret weapon."



# FUEGO

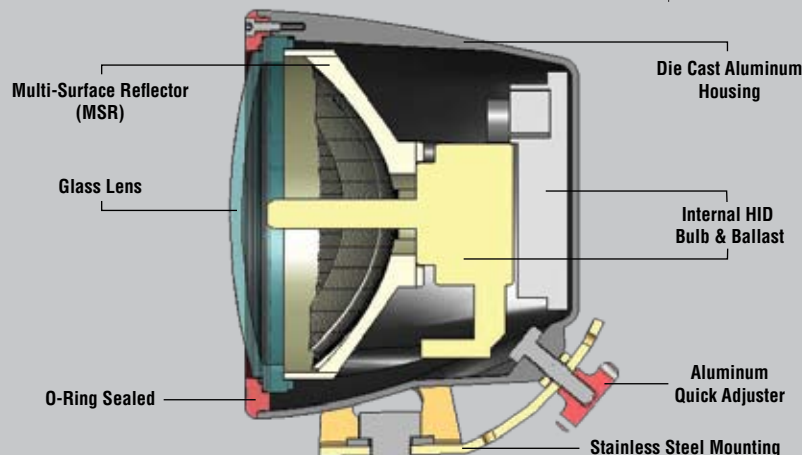
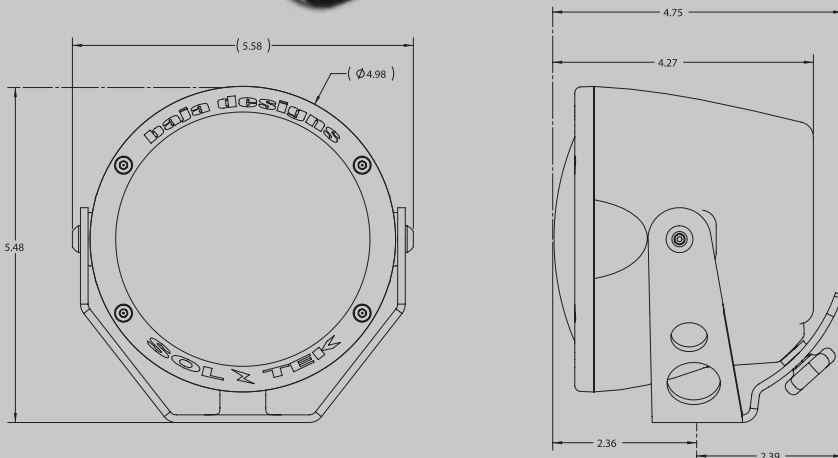
Minimum Space, Maximum Performance.



## 4 INCH LIGHTS

- Four different light patterns available to create the perfect lighting system for your vehicle.
- Integrated 35w or 50w ballast (HID versions.)
- Halogen Fuegos are available in both 55w & 100w versions. Can be upgraded to HID.
- Patented 3-point mounting system isolates the light from vibration.
- "Aim-n-go" toolless angle adjustment.
- Can be mounted upside down without compromising the pattern by simply rotating the reflector in its backing.
- Durable aluminum body. Matte black or chrome finishes available.
- Red and blue front rings available separately.
- Clear lexan rock guards available.
- Compact size maximizes potential mounting locations.
- 2 wire hook-ups make for easy installation (waterproof connectors provided)

See pages 8-10 for vehicle-specific Fuego Kits.  
See page 11 for Fuego Accessories.



### HID Fuego Lights

| Part #  | Description            |
|---------|------------------------|
| 61-3275 | Spot, Black            |
| 61-3276 | Driving, Black         |
| 61-3281 | Wide-Driving, Black    |
| 61-3277 | Wide-Cornering, Black  |
| 61-3278 | Spot, Chrome           |
| 61-3279 | Driving, Chrome        |
| 61-3282 | Wide-Driving, Chrome   |
| 61-3280 | Wide-Cornering, Chrome |

### Halogen Fuego Lights (100w)

|         |                      |
|---------|----------------------|
| 61-3285 | Spot, Black          |
| 61-3286 | Driving, Black       |
| 61-3283 | Wide-Driving, Black  |
| 61-3288 | Spot, Chrome         |
| 61-3289 | Driving, Chrome      |
| 61-3284 | Wide-Driving, Chrome |

### Halogen Fuego Lights (55w)

|         |                      |
|---------|----------------------|
| 61-3291 | Spot, Black          |
| 61-3292 | Driving, Black       |
| 61-3310 | Wide-Driving, Black  |
| 61-3293 | Spot, Chrome         |
| 61-3294 | Driving, Chrome      |
| 61-3311 | Wide-Driving, Chrome |

See Page 11 for Accessories.

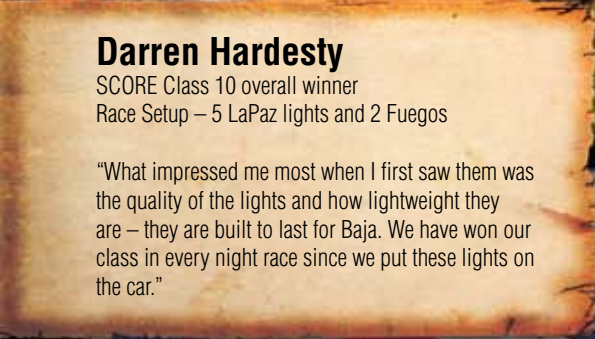




### Darren Hardesty

SCORE Class 10 overall winner  
Race Setup – 5 LaPaz lights and 2 Fuegos

"What impressed me most when I first saw them was the quality of the lights and how lightweight they are – they are built to last for Baja. We have won our class in every night race since we put these lights on the car."



### Malcolm Smith

Off-road motorcycle racing pioneer, legendary Baja 1000 and International Six Day Enduro Champion

"Baja Designs has been very good to us, and has worked closely to help with our lighting needs. Baja Designs' lights are better for off-road racing than anyone else's because they have the best light output and are durable. The quality of the light output is excellent for off-road driving. The design is kept simple, and it's lightweight, so the lights are reliable, and help keep vehicle weight down. Another great feature of Baja Designs' lights is that they have a quick adjustment, making them easy to aim. You can tell Alan Roach used his experience to develop these lights. My son, as well as myself, trust Baja Designs' lights."



Clockwise from Top Left:  
Fuego Single Mounting Clamp with A-Pillar Mounting Bracket (see Page 11) • Modular Light Bar (all Fuego) • ATV Dual Fuego Light Kit with Optional Baja Guard & Red Rings • Fuego & La Paz Singles Mounted on Pre-run Buggy • Motorcycle Dual Fuego Light Kit with Optional Baja Guard & Red Rings



## UTV | Dual Fuego Light Kits

If you've ever driven after dark with stock UTV headlights you know how poorly they perform. Baja Designs has the solution for significantly improving your UTV lighting system - the Dual Fuego Light Kit.

Mounted to either the front bumper or the side A-pillars, the Fuegos compact size and awesome performance makes them a perfect choice for UTVs. Our provided wiring harness has enough length to accommodate either mounting location with no modifications.

Note that mounting tabs/brackets are not provided. For optional bumper or A-pillar mounting solutions, see page 11.

### The Fuego UTV kit includes:

- Two Fuego HID or two Fuego Halogen (55w) lights.
- HID kit includes one Driving and one Wide-Cornering Fuego. Halogen kit includes one Driving and one Wide-Driving Fuego.
- Complete wiring harness with 30-amp relay and waterproof on/off switch. Wiring harness has connections to accommodate two lights.

### Dual Fuego Light Kit For UTVs

| Part #  | Description     |
|---------|-----------------|
| 61-1064 | HID, Black      |
| 61-1066 | HID, Chrome     |
| 61-1060 | Halogen, Black  |
| 61-1062 | Halogen, Chrome |

*the next generation of performance lighting technology is here!*



Above: UTV Dual Fuego Light Kit - Attached Using Welded Bumper Tabs.

Right: UTV Dual Fuego Light Kit - Attached Using Single Fuego Mounting Clamps (see Page 11.)





1 First, decide if you want to run the Halogen set-up or the super-bright HID set-up.

#### Dual Fuego Light Kit For ATVs

| Part #  | Description     |
|---------|-----------------|
| 61-3295 | Halogen, Black  |
| 61-3296 | Halogen, Chrome |
| 61-3297 | HID, Black      |
| 61-3298 | HID, Chrome     |

2 Next, using the application chart to the left, find out which mounting bracket you need for your particular ATV.

#### Dual Fuego Mounting Brackets For ATVs

| Part #  | Description             |
|---------|-------------------------|
| 61-3464 | 0" Drop, Narrow         |
| 61-3473 | 1" Drop                 |
| 61-3470 | 0" Drop, Standard Width |
| 61-3471 | 2 1/2" Drop             |
| 61-3472 | 4" Drop                 |

3 Lastly, decide whether you want the standard pedestal mount or the full protection of the Baja Guard.

#### Dual Mount For ATV's

| Part #     | Description                     |
|------------|---------------------------------|
| 61-3300    | Dual Mount - Baja Guard         |
| 61-3300-BK | Dual Mount - Baja Guard (Black) |
| 61-3305    | Dual Mount - Standard           |

## ATV | Dual Fuego Light Kits

The Fuego ATV kit is a true race-ready lighting system for electric start ATV's. The Fuego kit turns with the steering by attaching to the handlebar clamps (both stock & aftermarket) of most popular ATV models using gusseted, application-specific brackets.

No fabrication is necessary. The provided wiring harness simply attaches to the battery and easily installs within minutes with our detailed installation instructions. We also provide a handlebar mounted thumb switch that gives you the option to run with both lamps turned off, with one lamp on, or with both lamps on.

#### The Fuego ATV kit includes:

- Two Fuego HID or two Fuego Halogen (55w) lights.
- Both HID and Halogen kits include one Driving and one Wide-Driving Fuego.
- Complete wiring harness with handlebar mounted three-position thumb switch (off/single light/both lights) Wiring harness has connections to accommodate two lights.

#### ATV LIGHTING KIT APPLICATION CHART

| HONDA                                      | Mounting Bracket     | YAMAHA  | Mounting Bracket          |
|--|----------------------|---|---------------------------|
| TRX700R.....                               | #61-3471 (2.5" Drop) | YFZ450F.....  | #61-3472 (4" Drop)        |
| TRX400R.....                               | #61-3472 (4" Drop)   | <i>Note: Requires Stator Modification and Aftermarket Reg (#12-2004)</i>  |                           |
| TRX450R Kickstart.....                     | #61-3472 (4" Drop)   | Banshee 350.....  | #61-3464 (0" Drop-Narrow) |
| <i>Note: Requires Battery for Dual HID</i> |                      | <i>Note: Requires Aftermarket Stator &amp; AC Reg for Dual Halogen (#12-2002). Requires Aftermarket Stator &amp; DC Charging System for Dual HID (call for part numbers).</i> |                           |
| TRX450R Electric Start.....                | #61-3472 (4" Drop)   | Raptor 350/660.....   | #61-3464 (0" Drop-Narrow) |
| KAWASAKI                                   | Mounting Bracket     | Raptor 700.....   | #61-3473 (1" Drop)        |
| KFX700.....                                | #61-3473 (1" Drop)   | <i>Note: Partially Obscures Stock Gauges.</i>   |                           |
| SUZUKI                                     | Mounting Bracket     |   |                           |
| LTX400.....                                | #61-3470 (0" Drop)   |   |                           |
| LTX450R.....                               | #61-3470 (0" Drop)   |   |                           |



Above: ATV Dual Fuego Light Kit with Optional Baja Guard

Left: ATV Dual Fuego Light Kit with Standard Base Mount & Optional Red Rings



# MOTORCYCLE | Dual Fuego Light Kits

The Fuego Motorcycle kit is a true bolt-on, plug-in race quality lighting system for motorcycles. At only 7 lbs for HID and 6lbs for Halogen, the Fuego kit attaches to any size fork tubes using rubberized clamps and powder coated brackets.

No fabrication is necessary. The provided wiring harness easily installs within minutes with our detailed installation instructions. Our provided handlebar mounted thumb switch gives you the option to run with both lamps turned off, with one lamp on, or with both lamps on. It even has a space saving built-in kill function that you can connect in place of the stock kill button.

## The Fuego Motorcycle kit includes:

- Two Fuego HID or two Fuego Halogen (55w) lights.
- Both HID and Halogen kits include one Driving and one Wide-Driving Fuego.
- Complete wiring harness with handlebar mounted three-position thumb switch (off/single light/both lights) Wiring harness has connections to accommodate two lights.
- Fork tube mounting bracketry.

### MOTORCYCLE LIGHTING KIT APPLICATION CHART

| HONDA                     | Notes  | KTM                           | Notes   |
|---------------------------|--|-------------------------------|---|
| CRF450X .....             | Stator wind, aftermarket regulator                   | 2-Stroke .....                | Must have rewound K-3 stator  |
| XR650R .....              | Stator wind  | 4-Stroke ....                 | Must have rewound K-3 stator & aftermarket reg                                    |
| CR 2-Stroke.....          | External stator                                      | <b>SUZUKI</b>                 | <b>Notes</b>  |
| <b>HUSQVARNA/HUSABERG</b> | <b>Notes</b>   | DRZ400E .....                 | ---   |
| 2-Stroke .....            | Must have rewound K-3 stator                         | RM 2-Stroke.....              | External stator   |
| 4-Stroke .....            | Must have rewound K-3 stator & aftermarket regulator | <b>YAMAHA</b>                 | <b>Notes</b>  |
| <b>KAWASAKI</b>           | <b>Notes</b>   | WR 250/400/426F .....         | Must have stator from '00-'02 WR  |
| KLX250/300 .....          | Stator wind  | WR 250/450F Elec. Start ..... | Stator mod & aftermarket reg  |
| KLX400E.....              | ---  | YZ 2-Stroke .....             | External stator   |
| KX 2-Stroke.....          | External stator                                      | YZF 4-Stroke .....            | External stator ('98-'05 only) or '00-'02 WR Stat/Flywheel/CDI ('98-'02 YZF only) |

**1** First, decide if you want to run the standard halogen set-up or the super-bright HID set-up. The kit includes the two lamps, the fork-tube brackets & clamps, wiring harness, & handlebar switch.

| Dual Fuego Light Kit For Motorcycles |   |
|--------------------------------------|---|
| Part #                               | Description                                       |
| 61-1072                              | Dual Halogen Kit - Electric & Kick Start Models** |
| 61-1070                              | Dual HID Kit - Electric Start models              |
| 61-1074                              | Dual HID Kit - Kick Start models                  |

**2** Then, just decide whether you want the standard pedestal mount or the full protection of the Baja Guard.

| Dual Mount For Motorcycles |                               |
|----------------------------|-------------------------------|
| Part #                     | Description                   |
| 61-3300-BK                 | Dual Mount - Baja Guard (BLK) |
| 61-3300                    | Dual Mount - Baja Guard       |
| 61-3305                    | Dual Mount - Standard         |

### KIT NOTES:

\*Because of possible routing issues, a longer front brake hose may need to be installed when running this kit on motocross bikes.

\*\*The Dual Halogen Fuego Kit for kickstart bikes does not include an AC voltage regulator. Depending on application, one or two additional AC voltage regulators may be necessary.



Above: Motorcycle Dual Fuego Light Kit with Optional Baja Guard & Red Rings



Right: Motorcycle Dual Fuego Light Kit (kick-start) with Optional Baja Guard



# Fuego Accessories

## Single Fuego Mounting Clamps

These two-piece clamps are made of billet aluminum and can secure a single Fuego light anywhere on your vehicle without the hassle of welding. This innovative low profile design will work with all 1.5" (61-3461) and 1.75" (61-3462) tubing.



## A-Pillar Fuego Mount

When used in conjunction with our Fuego mounting bracket, our billet A-pillar bracket allows you to easily attach a Fuego light to this area of the vehicle, inside or outside the tube, with no welding required. The A-pillar bracket is adjustable so the light can be pointed at almost any angle. All stainless steel mounting hardware is provided. Part# 61-3454



## Universal Mounting Clamp

Great for secure mounting on roll cage, tube lightbar or tube bumpers

1.50" Part #61-3451

1.75" Part #61-3452



## Fuego Rock Guard

Durable clear cover offers great protection from rocks and roost. Presses on and stays on. Part# 62-0035



## Wiring Harness, Fuego UTV

Wire lengths are tailored for the smaller size of a Utility vehicle. Comes with on/off toggle switch and relay. Attaches directly to the vehicle's battery to power two Fuego or LaPaz lights. Part# 61-1057

## Wiring Harness, Fuego ATV – Electric Start Models

Works with all late-model Electric Start ATVs. Attaches directly to the vehicle's battery to power two Fuego or LaPaz lights. Includes handlebar mounted control switch. Part# 61-1055

## Wiring Harness, Fuego Motorcycle – Electric Start Models

Works with most late-model Electric Start motorcycles. Some models require stator rewind or modification and aftermarket voltage regulator. Attaches directly to the vehicle's battery to power two Fuego or LaPaz lights. Includes handlebar mounted control switch. Part# 61-1053

## Handlebar Control Switch – ATV & Motorcycle

Replacement for switch included in part #61-1055 & #61-1053. Part# 12-9022



## Toggle Switch

Replacement for switch included in part #61-1057. Part# 12-9008

## Relay 30amp

Replacement for relay included in part #61-1057. Part# 12-9021

## Fuego Ring Red

Part# 62-0012

## Fuego Ring Blue

Part# 62-0036



## ATV & Motorcycle Standard Mount

Part #61-3305



## ATV & Motorcycle Baja Guard Mount

Part #61-3300-BK (Black)

Part #61-3300



# LaPaz

No compromise.



## 8 INCH LIGHTS

- Both Spot and Driving patterns were designed specifically for off-road use.
- Integrated 35w or 50w ballast (HID versions.)
- Halogen La Paz's include a 100w bulb that can be upgraded to HID.
- Patented 3-point mounting system isolates the light from vibration.
- "Aim-n-go" toolless angle adjustment.
- Protected by black powdercoated chromoly frame.
- High impact sealed plastic backing protects electronics housed inside.
- Can be mounted upside down without compromising the pattern by simply rotating the reflector in its backing
- Light weight - under 5lbs.
- Optional lear lexan, amber, & black rock guards available.
- 2 wire hook-ups make for easy installation (waterproof connectors provided)

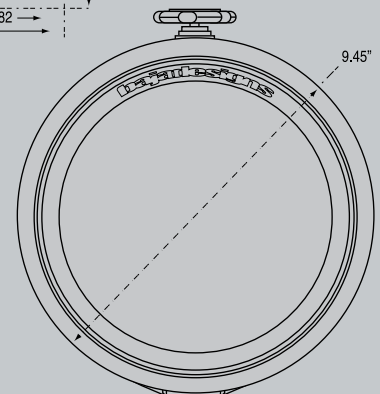
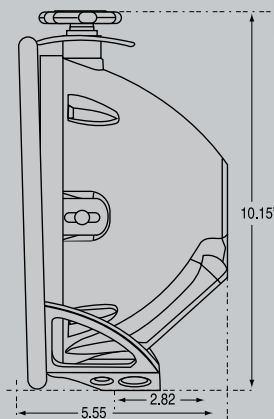
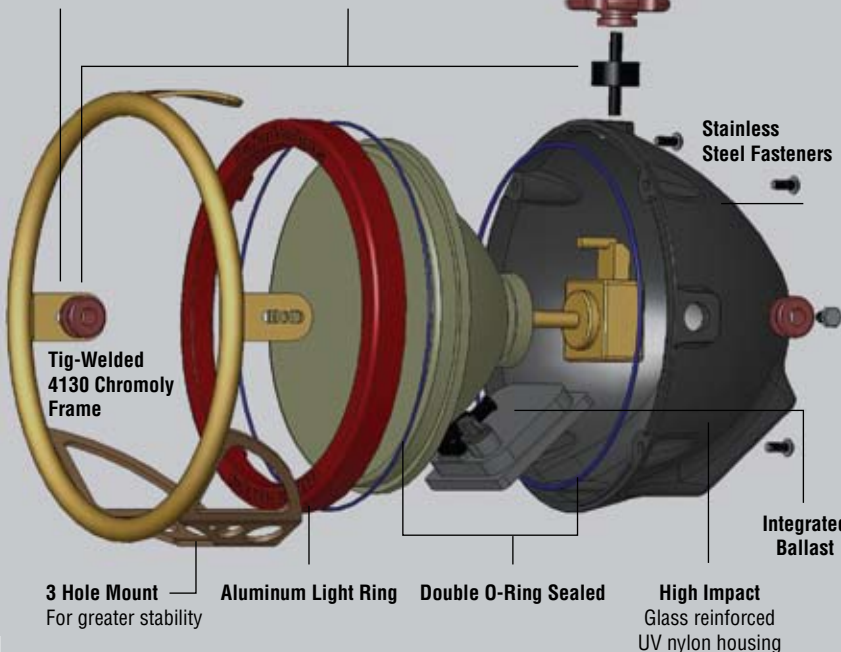
| La Paz Single  | Driving | Spot    |
|--|---------|---------|
| HID Black  | 61-3241 | 61-3240 |
| Halogen Black - 100w   | 61-3231 | 61-3230 |
| HID Upgrade (for existing halogen LaPaz)                       |         | 61-3270 |
| 50w Ballast Upgrade (must be purchased at time of light order) |         | 60-1420 |



**Center Mounting System**  
Eliminates the tendency for lights to vibrate out of adjustment

**Vibration Isolated**  
To prolong the life of the bulb and ballast

**Aluminum Quick Adjuster**  
Tool-less rapid adjustments







Clockwise from Top Left:  
 ATV Dual La Paz Light Kit • Motorcycle  
 La Paz Single • La Paz & Fuego Single  
 Lights • All German Auto Class 1 Car with  
 La Paz Singles & 4 Light Bar



## Martin Christensen

All German Racing  
 Multi-time SCORE winner and Baja 1000 Class Champion

"Baja Designs' lights are way better than other off-road lights. The patterns, integrated ballast and tool-less adjustment are well thought out. Baja Designs also provides me with unheard of field service and has worked directly with me to set up my lights. There is a direct connection between the designer and the end-user that other lighting companies can't offer."



# ATV | 8" Light Kits

Whether you are racing in Baja or ripping through the dunes, LaPaz 8" lights are the way to go. Our dual 8" lights have been used to win nearly every motorcycle and ATV class in the Baja 1000 and the victories don't stop there.

The LaPaz dual light kits come as a standard bolt-on set-up, or a quick-release racing set-up that uses the same light frames as the dual and single motorcycle racelights. ATV Dual LaPaz Kits include one Driving and one Spot beam. The main mounting brackets attach to the vehicle using model specific mounting kits and the lights are then attached to the main bracket.

**1** First decide whether you want Halogen or HID lighting, and whether you want the lights to bolt on or to have the quick-release racing option. The LaPaz 8" light kit includes the main mounting bracket, lights, and a plug-and-play wiring harness complete with switching. Most models require little or no modifications and the wiring requires no crimping or splicing to install.

**2** Next look up your make and model in the application chart and purchase the mounting kit. The mounting kit comes with all the necessary hardware and additional bracketry to mount your dual light set-up.

### La Paz Dual 8" Light Kits

| Part #  | Description                  |
|---------|------------------------------|
| 62-0150 | Halogen, Standard Mounting   |
| 62-0152 | HID, Standard Mounting       |
| 62-0154 | Halogen, Quick Release Mount |
| 62-0156 | HID, Quick Release Mount     |

### APPLICATION CHART - MOUNTING BRACKETS

|  |         |
|--|---------|
| <b>HONDA</b>   |         |
| TRX 450 Kickstart & Electric Start .....                 | 62-0174 |
| <b>KAWASAKI</b>  |         |
| KFX 450 .....  | 62-0176 |
| <b>SUZUKI</b>  |         |
| LTZ 450 .....  | 62-0174 |
| <b>YAMAHA</b>  |         |
| Raptor 700 .....   | 62-0170 |
| YZF 450 (Needs stator mod. and rectifier/regulator)..... | 62-0172 |



Above: ATV Dual La Paz Quick Release Light Kit

Right: ATV Dual La Paz Light Kit (Standard Mount)





**Single 8" Lights** (Halogen wattage based on model)

| Part #  | Description                          |
|---------|--------------------------------------|
| 61-0005 | Single Halogen (55w or 100w)         |
| 61-0010 | Single HID for Kick-start models     |
| 61-0011 | Single HID for Electric-start models |

**Double 8" Lights** (Halogen wattage based on model)

| Part #  | Description                          |
|---------|--------------------------------------|
| 61-0006 | Double Halogen (55w or 100w)         |
| 61-0012 | Double HID for Kick-start models     |
| 61-0013 | Double HID for Electric-start models |



**BATTERY  
POWER  
KITS**  
NO STATOR  
REQUIRED!  
See Page 29



# MOTORCYCLE | 8" Light Kits

If you're a serious night rider or racer who wants nothing but the best possible lighting system for your bike, look no further. The Baja Designs 8 inch racelight has long been the industry standard in offroad motorcycle lighting.

LaPaz lights excel in every terrain! Single lights include a Driving beam pattern and can be used for anything from tight trails to fast fire roads with speeds up to 80mph. Weighing only 4 ½ lbs for Halogen and 5 ½ lbs for HID, these lights are the perfect all around light.

Double lights include one Driving and one Spot beam and are good for very fast fire roads or wide-open desert riding. The weight of these lights is 8 ½ lbs for Halogen and 10 lbs for HID, and their high-speed performance cannot be beaten. Baja Designs Double race lights are the premier lights for desert racing and have been used to win nearly every motorcycle and ATV class in the Tecate SCORE Baja 1000.

- Optics optimized for a motorcycle's suspension travel
- Universal quick-release mounting system allows the light to be transferred easily between multiple bikes
- Anodized aluminum receivers
- Lights can be aimed on the fly with patented three-point mounting system

**MOTORCYCLE 8" LIGHT KIT APPLICATION CHART**

| HONDA                                | Lights (Notes)   | KTM  | Lights (Notes)   |
|--------------------------------------|--|--|--|
| CRF250R/CRF450R.....                 | Single Halogen-55watt<br>(1 and aftermarket flywheel)  | 2-Stroke EXC/MXC/XC/XC-.....                           | Single Halogen-55watt (Stock Stator)   |
| CRF250X.....                         | Single HID (1,4)   | W/SX & 4-Stroke SX/SMR<br>(Kickstart)                  | Single Halogen-100watt (1)<br>Single HID (1 or 2)                              |
| CRF450X.....                         | Single Halogen-100watt (1,4)<br>Single HID (1,4)<br>Double Halogen-55/55watt (1,4)<br>Double HID (1,4)                     | (Must have K3 Stator)<br>4-Stroke Electric Start ..... | Double HID (1)<br>Single Halogen-55watt (Stock Stator)                         |
| XR400/XR600 '91-'00/.....            | Single Halogen-55watt (Stock Stator)   | EXC/MXC/XC/XC-W .....                                  | Single HID (1 or 2, 4)<br>Double HID (1,4)                                     |
| XR650R .....                         | Single Halogen-100watt (1 or 3)<br>Single HID (1 or 3)<br>Double Halogen-100/100watt<br>(1 or 3, 5)<br>Double HID (1 or 3) | SUZUKI   | Lights (Notes)   |
| HUSQVARNA/HUSABERG                   | Lights (Notes)   | DRZ400E Electric Start.....                            | Single Halogen-100watt<br>Single HID<br>Double Halogen-55/55watt<br>Double HID |
| 2-Stroke w/K3 Stator .....           | Single Halogen-55watt<br>Single Halogen-100watt (1)<br>Single HID (1 or 2)<br>Double HID (1)                               | RMZ250 .....   | Single Halogen-55watt (3,5)  |
| 4-Stroke Electric Start '03-'07..... | Single Halogen-55watt (Stock Stator)<br>Single HID (1 or 2, 4)<br>Double HID (1,4)   | YAMAHA   | Lights (Notes)   |
| KAWASAKI                             | Lights (Notes)   | YZ250F/400F/426F '98-'02 .....                         | Single Halogen-100watt (5)<br>Single HID<br>Double HID                         |
| KLX400E Electric Start.....          | Single Halogen-100watt<br>Single HID<br>Double Halogen-55/55watt<br>Double HID   | (Must have '00-'02 WRF<br>Stator, Flywheel & CDI)      | Single Halogen-55watt (Stock Stator)   |
| KLX450R.....                         | Single Halogen-55watt (1,4)<br><i>Not recommended for tight trails.</i><br>Single HID (1,4)                                | WR400F '98-'99.....                                    | Single Halogen-100watt (Stock Stator)  |
| KX250F/KX450F.....                   | Single Halogen-55watt (3,5)  | WR250F/400F/426F '00-'02 .....                         | Single Halogen-100watt (Stock Stator)<br>Single HID<br>Double HID              |
|                                      |  | WR250F/450F '03-'07 .....                              | Single Halogen-55watt (Stock Stator)<br>Single HID (2,4)<br>Double HID (2,4)   |
|                                      |  | NOTES  |  |
|                                      |  | (1) - Needs Stator Wind.                               |  |
|                                      |  | (2) - Needs Stator Modification.                       |  |
|                                      |  | (3) - Needs Aftermarket Stator.                        |  |
|                                      |  | (4) - Needs BD Rectifier/Regulator #12-2004.           |  |
|                                      |  | (5) - Needs AC Regulator.                              |  |

Left: Motorcycle Dual La Paz Light Kit  
Below: Motorcycle Single La Paz Light Kit



## Johnny Campbell

Honda America Motorcycle Team, 9-Time Baja 1000 Champion

"Baja Designs is the premier off-road racing light. There is lots of usable light, and they have great distance for high-speed. The lightweight and compact design lets us mount the lights in the center of the bike – helping us maintain the center of gravity – which increases handling. No other lighting company has worked so closely with us, they are very hands-on. Baja Designs is not just another lighting company, they are a valuable resource."

Innovative – No fabrication required.

# LAPAZ LIGHT BAR



- Each light (including ballast) are pre-wired and rubber mounted to a light weight tig-welded 4130 chromoly frame.
- The frame mounts to your vehicle using heim jointed strut rods and easy mount billet clamps or weld on tabs.
- Light bar removes or installs in about 30 seconds via 4 quick mount pins and a quick connect wiring harness (after initial installation).
- Halogen or HID lights available.
- Frames available in chrome, black powder coat, or raw for custom painting.
- Available in any combination of driving and pencil beams - 3 to 5 lights.
- Weld-on versions also available (no strut rods or mounting hardware are included). Optional heim kits and actuators available. Standard 18" strut rods (12" available).

*Pre-wired for no-hassle installation.*

*Lightweight. A 4 light HID system weighs just 21 lbs. 3 oz.*

*Tig welded chromoly frame for strength and durability.*

### Heim Jointed Strut Rods

Allows flexible mounting locations.

### Aluminum Quick Adjuster

Allows tool-less rapid adjustments.

### Vibration Isolated

To prolong the life of the bulb and ballast.



### Optional Billet Aluminum Clamps

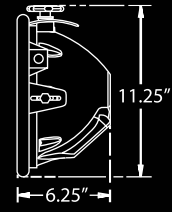
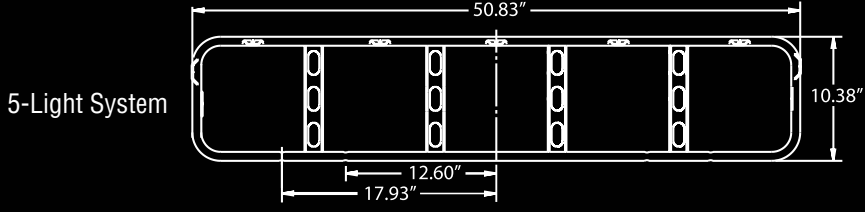
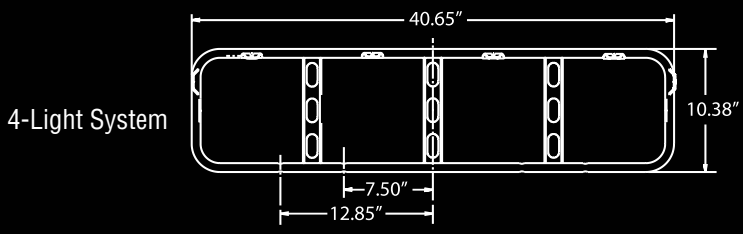
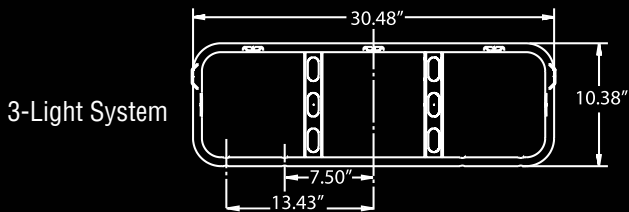
No welding or fabrication required on 1.5" or 1.75" tube frames. Weld-on tabs available.

### Universal Mount System

4 pin locations make this system ideal for any application



## LaPaz Light Bar Dimensions



### LaPaz Light Bar Part Numbers

|                            | 3-Light Bar | 4-Light Bar | 5-Light Bar |
|----------------------------|-------------|-------------|-------------|
| Quick Mount HID-Black      | 61-3215     | 61-3220     | 31-3225     |
| Quick Mount HID-Chrome     | 61-3217     | 61-3222     | 61-3223     |
| Quick Mount Halogen-Black  | 61-3195     | 61-3200     | 61-3205     |
| Quick Mount Halogen-Chrome | 61-3197     | 61-3202     | 61-3206     |
| Weld-On HID                | 61-3175     | 61-3180     | 61-3185     |
| Weld-On Halogen            | 61-3155     | 61-3160     | 61-3165     |





Above: Class 1 Car with Actuated La Paz 5 Light Bar

Below: KORE Stock Full Race Truck with La Paz 4 Light Bar & LEDgend Lights



## Larry Roeseler

Terrible Herbst Motorsports, Multi-Class Winner  
Baja 1000 Setup – 6 LaPaz lights and 4 Fuego lights

"Well, I went 134 mph and it was all good, our eyes were very comfortable with them, even at that speed."



# La Paz Accessories

## Rock Guard – Clear Lexan

Durable transparent lexan cover protects lens from rocks and roost. Part# 60-0041

## Rock Guard – Amber Lexan

Offers the same light protection as our Clear Lexan Rockguard however is tinted amber to reduce glare in dust or fog. Part# 60-0042

## Rock Guard – Black

Daytime cover with Soltek logo. Part# 60-0040



## Soltek Universal Wiring Harness

Made for trucks & buggies, this pre-fabricated wiring harness is designed to easily wire two front bumper mounted La Paz or Fuego lights. This harness is designed to be switched by the vehicles' existing high-beam switch however our optional Switch Kit (part# 61-3605) will plug directly into this harness allowing separate switching. You may safely control up to 4 lights with this wiring harness when used in conjunction with our Splitter Kit (part# 61-3607, shown below). Includes 30A diode-protected relay switch." Part# 61-3600



## Soltek Universal Harness Switch Kit

Adding this kit to the Universal Wiring Harness (#61-3600) will allow the lights to be switched manually instead of by the vehicle's high beam. Part# 61-3605

## Soltek Universal Splitter – 2 Lights

Adding this piece to the Soltek Universal Wiring Harness splits one power lead into two allowing you to run more than two lights. No more than two splitters should be added to one Universal Wiring Harness (4 lights max.). Part# 61-3607



## LaPaz Billet Clamp

Clamps one LaPaz single light to any frame rail. No welding required. 1.5" – Part# 61-3249



## Dual 8" Racelight Fuego Add-on Bracket

Part# 61-3495



## La Paz Light Bar Clamp-on Billet Receiver Kit (1.5" & 1.75")

This optional kit allows you to attach a Quick-Mount Light Bar to your vehicle with no welding required. Perfect for vehicles whose frames have already been powdercoated. Includes four billet aluminum clamps and grommets.

1.5" – Part# 61-3410

1.75" – Part# 61-3412



## Universal Mounting Clamp

1.50" Part #61-3451

1.75" Part #61-3452



## Quick-Release Strut Rod Kit – 18"

18" – Part# 61-3420

12" – Part# 61-3422

## Quick-Release Weld-On Tab Kit

Weld-on mounting tabs are provided with every Quick-Mount La Paz Light Bar. This tab kit can also be ordered separately to allow you to easily transfer your light bar between multiple vehicles.

Part# 61-3415



## Light Bar Pivot Kits

This kit is necessary for Quick Mount Light Bars that will be actuated or folded down. Replaces the standard bottom mount pins with ones that have Heim joints built in. 3 & 4 Light Bars use 2 pins, 5 & 6 Light Bars use 3 pins.

3-4 Light Bar Pivot Kit - Part# 61-3228

5-6 Light Bar Pivot Kit - Part# 61-3229

## Actuator Kit

For that competitive edge. With a flick of a switch, the Actuator Kit allows the driver to alter the pitch of the light bar. As the terrain or vehicle weight changes, you can fine tune the vertical aim of the lights. The actuator also allows light bars to lay flat for daytime driving or storage in a trailer.

4" – Part# 61-3505

8" – Part# 61-3515

12" – Part# 60-3515



## Actuator Toggle Switch & Wiring Kit

Kit includes an (on)-off-(on) toggle switch pre-wired specifically to control an actuator. Takes the hassle out of figuring out how to reverse polarity with one switch. Simply attach the provided leads to power and to the actuator. Instructions included. Part# 61-3615





# MODULAR LIGHT BAR



- The Modular Light Bar system allows you to create a unique light bar from a selection of polished billet aluminum or black anodized components
- Any combination of Baja Designs race-proven 4" Fuego and 8" LaPaz series of performance lighting can be incorporated
- Three mounting options available –
  - Clamp-on (no fabrication required, easily raised & lowered to fit in trailer)
  - Weld-on (less expensive)
  - Heim pivot (for actuator setup)
- Complete angle adjustability so your lights are aimed exactly where you want
- All necessary low-profile stainless hardware included
- Add more lights whenever you want
- Complete wiring and actuator kits available

*versatile style*



# 1 Design Your Light Bar!

How many lights do you wish to run?

The number of lights you can run in your light bar mostly depends on the total width of your crossbar\*. The final width of your light bar is determined by adding the widths of the total number of Rings & Spacers (shown below,) and the Mounting option (shown on following page) you choose. Any of the Ring and Spacer Kits can be joined together in any configuration.

\*The vehicle alternator output must also be considered when choosing the quantity and type of lights to incorporate. Light bars using the Heim Pivot Mount Kit can be built wider than a vehicles' crossbar.



Fuego Ring Kit = 7.5" Wide



La Paz Ring Kit += 10.25" Wide



Spacer Kit = 3.5" Wide

# 2 Mount your light bar!

Clamp-on, Weld-on, or Heim Pivot?

Once you've decided on your light bar configuration you must decide how you want to attach it to your vehicle. There are three mounting options; each of which offers a unique set of benefits depending on application. See the back page of this guide for part numbers.

## Clamp-on Mount Kits



- Easiest way to install your light bar
- Allows for quick adjustment of height and angle orientation
- Allows your light bar to fold down for trailer transportation or storage
- Perfect for vehicles with powder-coated crossbars
- Available for 1.5" and 1.75" tube diameters
- Adds 1" to the total width of the light bar

## Weld-on Mount Kits



- Most cost effective mounting option
- Once the provided tabs are welded to your crossbar, the light bar can be quickly attached or removed
- Perfect for pre-run or race vehicles without powder coated crossbars
- Available for 1.5" and 1.75" tube diameters
- Adds 1" to the total width of the light bar

## Heim Pivot Mount Kits

- Allows light bar to pivot for actuated setups
- Light bar can be built wider than a vehicles' crossbar when using this mounting option
- Adds 1" to the total width of the light bar
- Kit available for Fuego or La Paz Rings



### Ring and Spacer Kits

| Part #  | Description     |
|---------|-----------------|
| 61-3320 | Fuego Ring Kit  |
| 61-3322 | La Paz Ring Kit |
| 61-3324 | 3.5" Spacer Kit |

### Mounting Kits

| Part #  | Description                 |
|---------|-----------------------------|
| 61-3325 | Fuego Heim Pivot Mount Kit  |
| 61-3327 | La Paz Heim Pivot Mount Kit |
| 61-3340 | Clamp-on Mount Kit, 1.5"    |
| 61-3341 | Clamp-on Mount Kit, 1.75"   |
| 61-3345 | Weld-on Mount Kit, 1.5"     |
| 61-3346 | Weld-on Mount Kit, 1.75"    |

### Wiring Kits

| Part #  | Description                |
|---------|----------------------------|
| 61-3348 | 8" Wiring Harness Ext. Kit |
| 61-3610 | Splitter Kit, 2-Light      |
| 61-3611 | Splitter Kit, 3-Light      |





### 3 Power Wire Your Light Bar!

To further simplify your Modular Light Bar installation, we offer a universal wiring harness kit and two power “splitter” kits. The wiring harness is designed specifically for routing power to the top of your vehicle. The Splitter Kits plug directly into the wiring harness allowing you to switch any number of lights in any configuration you choose (switches not provided.) Each light comes with 10” of wire cable from the back. See the example below.

#### Wiring Harness Kit

- 8’ extension with 2 power and 2 ground leads using sealed weather-pack connectors
- 1 end left un-terminated for routing through tubing
- Wire terminals and tube grommets provided
- 14 gauge wire to handle high current loads
- Detailed installation instructions included



#### 2 & 3 Way Splitter Kits

- Splits one harness power lead into two or three
- Plugs directly into Wiring Harness Kit (above) using sealed weather-pack connectors
- Offset connector lengths
- 14 gauge wire to handle high current loads



### Samples



#### Parts List

- 1 La Paz Ring Kit
- 2 Fuego Ring Kits
- 2 Spacer Kits
- 1 Mount Kit (Weld-on Shown)



#### Parts List

- 4 La Paz Ring Kits
- 1 Mount Kit (Clamp-on Shown)



Top Left: Modular Light Bar Clamp-on Mount - Standard  
 Above: 4 LaPaz rings with Heim Pivot Kit and actuator kit  
 Bottom Left: Modular Light Bar Clamp-on Mount - Inverse

# TECATE AND DIABLO HID | Motorcycles

Both the Tecate and Diablo headlights feature a super bright HID bulb in it's main lens. This lens is designed specifically for aggressive nighttime trail riding by combining amazing distance projection with wide peripheral spread and a smooth light pattern - No glaring hot-spots or dead-spots!

## TECATE HID HEADLIGHT

The Tecate also incorporates a Halogen MR-16 bulb mounted directly above the main lens, which fills in the dark area immediately around the front wheel. The result is a truly amazing light pattern that allows you to trail ride as fast and aggressively at night as you do during the day.

The Tecate light attaches directly to the fork tubes using rubberized clamps.

Because stator output varies greatly between bikes, the Tecate is available with three different MR-16 wattages. Consult the application chart to see what Tecate light your bike can support. If your bike does not appear on the chart it may not have the necessary stator output to run the Tecate light. Call Baja Designs if you have any application questions.

## DIABLO HID HEADLIGHT

Weighing in at only 2.5lbs for electric-start bikes and 3.75lbs for kickstart bikes, the Diablo is lighter than most factory and aftermarket headlights. Black, white and most OEM colors are available. Diablos for kickstart bikes include a small NiCad battery and rectifier/regulator pre-mounted and wired with the HID electronics behind the headlight.

Most late-model electric-start bikes require a modified or rewound stator along with a new rectifier/regulator to run the Tecate or Diablo Headlight. View the Application Chart below to see what your bike needs. If your bike requires a new rectifier/regulator please order part #12-2004 with your light and the correct rectifier/regulator will be included (please provide year/make/model of bike). If your bike requires the stator to be rewound, please call Baja Designs for an order confirmation number before you send in your stator.

Bikes without stock headlight switches should purchase the Tecate Switch and Wiring Kit (part# 61-1049) for a true bolt-on, plug-in installation.

### Tecate HID Headlight (Kickstart-Only)

Kickstart model Tecate lights come with a small NiCad battery and rectifier/regulator installed and pre-wired on light

| Part #  | Description            |
|---------|------------------------|
| 60-0078 | Tecate w/35 watt MR-16 |
| 60-0080 | Tecate w/50 watt MR-16 |
| 60-0082 | Tecate w/75 watt MR-16 |

### Tecate HID Headlight (Electric Start)

| Part #  | Description            |
|---------|------------------------|
| 60-0086 | Tecate w/35 watt MR-16 |
| 60-0088 | Tecate w/50 watt MR-16 |
| 60-0090 | Tecate w/75 watt MR-16 |

### Diablo HID Headlight (Kickstart-Only)

Part# 60-0100- (Add headlight color to part number)  
4R - '04 Honda CRF Red, BK - Black, BU - Blue, GN - Green, OG - Orange, RD - Honda XR Red, WT - White

### Diablo HID Headlight (Electric Start)

Part# 60-0105- (Add headlight color to part number)  
4R - '04 Honda CRF Red, BK - Black, BU - Blue, GN - Green, OG - Orange, RD - Honda XR Red, WT - White

*lightweight  
performance  
factory look*





**TECATE AND DIABLO  
UPGRADES AND OPTIONS**

**Quick Release Mounting Kit – w/Receivers**

Allows the headlight to be removed and re-installed in a matter of seconds just like the 8-inch racelights. Ideal for racing applications. Kit includes side bracket adapters for headlight, fork tube receiver brackets, rubber-isolated clamps, and all necessary mounting hardware. Part# 60-0092

**Quick Mounting Kit – No Receivers**

Side adapter brackets allow headlight to be used with the 8-inch racelight fork tube receiver brackets. Ideal for use in racing conditions as a quick-releasing back-up or daytime running light. Comes with hardware necessary to mount brackets to headlight. Part# 60-0096

**Wiring Harness With Switch**

The switch and wiring kit includes a compact handlebar mounted on/off switch with integrated kill function, a complete wiring harness, and detailed installation instructions. Part# 61-1049

**Rectifier/Regulator, Wired DC Part# 12-2004**



**BATTERY  
POWER  
KITS**  
NO STATOR  
REQUIRED!  
See Page 29

**TECATE HID HEADLIGHTS APPLICATION CHART**

| HONDA                                    |                              |
|--|------------------------------|
| CRF450X                                  | +50w MR16, #60-0088 (1, 4)   |
| XR400, XR600 '91-on, XR650R              | +75w MR16, #60-0082 (1 or 3) |
| CR 2-Stroke w/External Stator            | +35w MR16, #60-0078 (3)      |
| HUSQVARNA/HUSABERG                       |                              |
| 2-Stroke w/K3 Stator                     | +35w MR16, #60-0078 (1)      |
| 4-Stroke '03-on Electric Start           | +35w MR16, #60-0086 (1, 4)   |
| KAWASAKI                                 |                              |
| KLX400E Electric Start                   | +50w MR16, #60-0088          |
| KX 2-Stroke w/External Stator            | +35w MR16, #60-0078 (3)      |
| KTM                                      |                              |
| 2-Stroke SX, 4-Stroke SX/SMR w/K3 Stator | +35w MR16, #60-0078 (1)      |
| 2-Stroke EXC/MXC/XC/XC-W w/K3 Stator     | +35w MR16, #60-0078 (1)      |
| 4-Stroke Electric Start EXC/MXC/XC/XC-W  | +35w MR16, #60-0086 (1, 4)   |
| SUZUKI                                   |                              |
| DRZ250/400E Electric Start               | +50w MR16, #60-0088          |
| RM 2-Stroke w/External Stator            | +35w MR16, #60-0078 (3)      |

| YAMAHA   |                            |
|--|----------------------------|
| WR250/400/426F   |                            |
| '98-'02 Kickstart  | +35w MR16, #60-0078        |
| ('98-'99 WR400 must have '00 model stator)   |                            |
| YZ250/400/426F '98-'05   | +35w MR16, #60-0078        |
| (All '98-'02 YZFs must have '00-'02 WR stator or External Stator. All '03-'05 YZFs can only use External Stator) |                            |
| WR250/450F Electric Start  |                            |
| '03-'07  | +35w MR16, #60-0086 (2, 4) |
| YZ 2-Stroke w/External stator  | +35w MR16, #60-0078 (3)    |

- NOTES:**
- (1) Needs stator rewind.
  - (2) Needs stator modification (ground float).
  - (3) Needs aftermarket stator.
  - (4) Needs BD rectifier/regulator #12-2004.
  - (5) Needs AC regulator #12-2002.

**DIABLO HID HEADLIGHTS APPLICATION CHART**

| HONDA                                    |                              |
|--|------------------------------|
| CRF450X                                  | #60-0105-(color) (1,4)       |
| XR400, XR600 '91-on, XR650R              | #60-0100-(color) (1 or 3)    |
| CR 2-Stroke w/Ext. Stator                | #60-0100-(color) (3)         |
| HUSQVARNA/HUSABERG                       |                              |
| 2-Stroke w/K3 Stator                     | #60-0100-(color) (1 or 2)    |
| 4-Stroke Elect Start '03-on              | #60-0105-(color) (1,4)       |
| KAWASAKI                                 |                              |
| KLX400E Electric Start                   | #60-0105-(color)             |
| KX 2-Stroke w/ Ext. Stator               | #60-0100-(color) (3)         |
| KTM                                      |                              |
| 2-Stroke SX, 4-Stroke SX/SMR w/K3 Stator | #60-0100-(color) (1 or 2)    |
| 2-Stroke EXC/MXC/XC/XC-w w/K3 Stator     | #60-0100-(color) (1 or 2)    |
| 4-Stroke Electric Start EXC/MXC/XC/XC-W  | #60-0105-(color) (1 or 2, 4) |
| SUZUKI                                   |                              |
| DRZ250/400 Electric Start                | #60-0105-(color)             |
| RM 2-Stroke w/Ext Stator                 | #60-0100-(color) (3)         |

| YAMAHA                                     |  |
|--|--|
| WR250/400/426F                             |  |
| '98-'02 Kickstart                          | #60-0100-(color)   |
| ('98-'99 WR400 must have '00 model stator) |  |
| YZ250/400/426F 4-Stroke                    | #60-0100-(color) (YZFs must have '00-'02 WR stator or aftermarket External Stator) |
| WR250/450F Electric Start                  |  |
| '03-'07                                    | #60-0105-(color) (2, 4)  |
| YZ 2-Stroke w/ Ext Stator                  | #60-0100-(color) (3)   |

- NOTES:**
- (1) Needs stator rewind.
  - (2) Needs stator modification (ground float).
  - (3) Needs aftermarket stator.
  - (4) Needs BD rectifier/regulator #12-2004.
  - (5) Needs AC regulator #12-2002.
- (color) Add color to end of part #:  
 4R – '04 Honda CRF Red, RD – Honda XR Red,  
 BU – Yamaha Blue, BK – Black, WT – White,  
 OG – KTM Orange, GN – Green



# STATOR REWINDING AND OUTPUTS

In the world of offroad lighting more is always better and you can't power big lights without a high output lighting coil. Whether you are running a dual-sport, a play bike, or a full-blown racer your lighting system can be improved with the help of one of our rewind or replacement stators. Our lighting coils are race tested and guaranteed for as long as you own your bike. Typical turnaround time is 2-5 working days.

## APPLICATION CHART

| HONDA   | Stock Output     | Rewound Output     | Part Number |
|---|------------------|--------------------|-------------|
| Z50, CRF 50/70, XR 50/70  | NONE             | 100 Watts          | 30-0110     |
| CRF 80/100, XR 80/100   | NONE             | 100 Watts          | 30-0112     |
| CRF150F Kickstart '03-'05 & CRF150F Elec. Start '06-on                | NONE             | 120 Watts          | 12-6001     |
| CRF150R '07-on Kickstart  | NONE             | 50 Watts           | 12-5999     |
| CRF230  | 60 Watts         | 100 Watts          | 12-6027     |
| CRF250R & CRF450R   | NONE             | 50 Watts           | 12-5995     |
| CRF250R/450R H.O. - 60w (Stock Flywheel) - 90w (High Energy Flywheel) | NONE             | 60/90 Watts        | 12-5996     |
| CRF250X*  | Dual 25/50 Watts | 100 Watts          | 12-6028     |
| CRF450X*  | Dual 25/50 Watts | 150 Watts          | 12-6029     |
| XR200 '86-on  | 65 Watts         | 110 Watts          | 12-6023     |
| XR250 '86-on  | 70 Watts         | 120 Watts          | 12-6024     |
| XR350   | 80 Watts         | 130 Watts          | 12-6008     |
| XR400   | 80 Watts         | Dual 125/125 Watts | 12-6009     |
| XR600 '91-'00   | 80 Watts         | Dual 125/125 Watts | 12-6011     |
| XR650R  | 80 Watts         | Dual 125/125 Watts | 12-6012     |

| HUSQVARNA       | Stock Output      | Rewound Output | Part Number |
|-----------------|-------------------|----------------|-------------|
| 4-Stroke w/ K3* | Dual 20/100 Watts | 130 Watts      | 12-6000     |

| KAWASAKI   | Stock Output | Rewound Output | Part Number |
|------------|--------------|----------------|-------------|
| KDX200/220 | 45 Watts     | 80 Watts       | 12-6002     |
| KLX125     | NONE         | 100 Watts      | 12-6030     |
| KLX250/300 | 80 Watts     | 150 Watts      | 12-6003     |
| KLX450R*   | 40 Watts     | 100 Watts      | 12-6010     |

| KTM   | Stock Output      | Rewound Output   | Part Number |
|---|-------------------|------------------|-------------|
| 4-Stroke '00-on EXC/MXC/XC 250/400/450/520/525 Elec. Start* | Dual 25/100 Watts | Single 130 Watts | 12-6004     |
| 2-Stroke w/K3 Stator  | Dual 25/100 Watts | Single 130 Watts | 12-6026     |

| SUZUKI | Stock Output | Rewound Output | Part Number |
|--------|--------------|----------------|-------------|
| DRZ125 | NONE         | 100 Watts      | 12-6030     |

| YAMAHA                              | Stock Output      | Rewound Output   | Part Number |
|-------------------------------------|-------------------|------------------|-------------|
| TTR125 Kickstart                    | NONE              | 120 Watts        | 12-6005     |
| TTR230                              | 60 Watts          | 100 Watts        | 12-6031     |
| WR250F & WR450F Elec. Start Models* | Dual 25/100 Watts | Single 130 Watts | 12-5993     |

\* Requires Baja Designs rectifier/regulator (pt#12-2004)




Before

XR650R

After







# ENDURO LIGHTING KITS | Motorcycles

Now your ride doesn't have to end when the sun goes down! Baja Designs offers complete bolt-on, plug-in Enduro Lighting Kits to fit almost any bike that doesn't come stock with factory lighting. All kits are available in either a "headlight only" version or a "headlight with taillight & brakelight" version.

NOTE: Some bikes will require a stator wind or an aftermarket stator assembly to run any lighting. Our application chart will tell you if your bike needs anything other than the lighting kit.

Electric start bikes require a model-specific lighting kit. If you do not see your bike listed in the application chart, call for availability.

Kits include:

- Baja Designs halogen headlight with glass lens, H4 high/low bulb, & mounting straps. All headlight plastics match OEM colors.
- Complete bike-specific wiring harness with OEM style waterproof connectors. No cutting, crimping or soldering required for installation. Optional taillight and brakelight wiring is also included with all harnesses.
- Compact handlebar-mounted high/low/off switch with optional ignition kill function.
- Pre-wired AC voltage regulator (when required.)
- Optional - Baja Designs LED taillight and brake light switch.
- All necessary mounting hardware.
- Detailed installation instructions.



## ENDURO LIGHTING KIT APPLICATION CHART

| HONDA  | Headlight Only           | Head/Tail/Brakeswitch    | Notes  |
|--|--------------------------|--------------------------|--|
| XR/CRF 50/70/80/100/150('03-'05)/200         | 31-0410-WT               | 31-0415-WT               | XR/CRF50/70 Req. stator #30-0110   |
| WT = Pre-'00, RD = '00-'03,                  | 31-0410-RD               | 31-0415-RD               | XR/CRF80/100 Req. stator #30-0112  |
| 4R = '04-on                                  | 31-0410-4R               | 31-0415-4R               | '03-'05 CRF150 needs stator rewind   |
| '06-on CRF150F Electric Start, CRF230F (All) | 31-0260                  | 31-0270                  |  |
| CRF150R                                      | 31-0030-4R               | 31-0035-4R               | Require aftermarket or rewound stator  |
| CRF250R 4-stroke                             |                          |                          |  |
| CRF450R 4-stroke                             |                          |                          |  |
| CR 2-strokes                                 | 31-0030-WT<br>31-0030-4R | 31-0035-WT<br>31-0035-4R | All CR's must have aftermarket lighting coils. *'02-on Must remove AC reg from kit if using internal replacement coil* |
| HUSQVARNA/HUSABERG                           | Headlight Only           | Head/Tail/Brakeswitch    | Notes  |
| 2-stroke & 4-stroke                          | 31-0030-WT               | 31-0035-WT*              | Will not work with E-start bikes. *Comes with Nissin brakeswitch. If bike has Brembo rear brake order #31-0045-WT      |
| Kickstart Models Only                        |                          |                          |  |
| KAWASAKI                                     | Headlight Only           | Head/Tail/Brakeswitch    | Notes  |
| KLX110                                       | 31-0331-GN               | 31-0332-GN               |  |
| KLX125                                       | 31-0335                  | 31-0345                  | Requires stator rewind   |
| KLX140                                       | 31-0338                  | 31-0339                  |  |
| KX 2-stroke, KXF 4-stroke                    | 31-0030-WT               | 31-0035-WT               | KX & KXF Require aftermarket stator  |
| KTM  | Headlight Only           | Head/Tail/Brakeswitch    | Notes  |
| SX/XC/XC-W 2-stroke                          | 31-0030-BK               | 31-0045-BK               | SX 4-stroke and all 2-strokes require K2 or K3 OEM stator  |
| SX/SMR 4-stroke                              | 31-0030-OG               | 31-0045-OG               |  |
| MXC Electric Start '00-on                    | 31-0341                  | 31-0342                  |  |
| SUZUKI                                       | Headlight Only           | Head/Tail/Brakeswitch    | Notes  |
| DRZ110                                       | 31-0331-WT               | 31-0332-WT               |  |
| DRZ125                                       | 31-0335                  | 31-0345                  | Requires stator rewind   |
| RM 2-stroke, RMZ 4-stroke                    | 31-0030-WT               | 31-0035-WT               | 2-stroke & 4-strokes require aftermarket stator  |
| YAMAHA                                       | Headlight Only           | Head/Tail/Brakeswitch    | Notes  |
| TTR125 Kickstart                             | 31-0410-BU               | 31-0415-BU               | Requires stator rewind   |
| TTR125 Electric Start                        | 31-0305                  | 31-0315                  |  |
| TTR225                                       | 31-0320                  | 31-0330                  |  |
| TTR230                                       | 31-0287                  | 31-0288                  |  |
| YZF 4-stroke '98-'05,                        | 31-0030-WT               | 31-0035-WT               | YZF 4-stroke & YZ 2-stroke requires aftermarket stator   |
| YZ & WR 2-stroke, IT & TT (all)              | 31-0030-BU               | 31-0035-BU               |  |





# DUAL SPORT KITS | Motorcycles

In today's fractured off-road trail system you may be forced to ride some blacktop in order to get where you want to go. In 1992 Baja designs revolutionized the way we use our dirtbikes by being the first company to offer dual sport conversion kits that maintain an off-road bike's performance standards. After 15 years of experience and listening to customer feedback, Baja Designs still remains as the industry leader in dual sport lighting systems.

Baja Designs Dual Sport Kit Features:

- **Quick Release:** All Baja Designs Dual Sport Kits incorporate multi-pin connectors in the wiring harness at the front of the bike and under the seat. This means that once installed, removal & reinstallation of the kit can be accomplished in just a few minutes without having to identify any individual wires. This feature is great for dual sport bikes that get raced off-road or used for motocross. Simply unbolt & unplug the "dual sport fender" and the "dual sport headlight" then install a stock fender and front number plate in their place (extra fender only supplied in '03-on WR kit.)
- **Easy Installation:** All front accessories (headlight, turn signals, horn, flasher relay, etc.) are pre-attached and pre-wired eliminating the need to identify and connect most individual wires. On kickstart models, these accessories include a small NiCad battery & rectifier/regulator.
- **Turn Signal Options:** All dual sport kits come standard with DOT approved flexible turn signals. If you are looking for a different look or your state does not require the DOT stamp you can upgrade one pair or both pairs to our Mini-Stalk LED turn signals for an additional charge. These LED turn signals still come with a flexible stalk and measure only 2 5/8" from base to tip.
- **Quality:** Our Dual Sport Kits include a Halogen Headlight, rugged flexible turn signals, and a modern looking, vibration-resistant LED Taillight\*. The provided OEM style handlebar switch assembly features a push-to-cancel turn signal button and integrated high-beam indicator.

\*Only bikes with motocross-style fenders can use the LED taillight.

All states require DOT tires; some states have additional requirements such as a speedometer/odometer, mirrors, or a brake light switch actuated by the front brake lever (in addition to the rear brake light switch that comes with all dual sport kits). Please check your local motor vehicle department for your individual state's requirements. Dual Sporting an off-road bike is not legal in all states. Check with local laws before ordering.

## UPGRADES AND OPTIONS

### LED Mini-Stalk LED Upgrade

This part number is to be used ONLY when purchasing a Dual Sport Kit. Those wishing to purchase Mini-Stalk LED Turn Signals separately should use part #60-3028.

1 Pair, Part# 60-4198

2 Pair, Part# 60-4199



### Key Switch Kit

This key switch upgrade will provide the dual sport rider with a little added security when parking their street legal dirtbike in public places. Controls the ignition kill function only. Comes complete with a



universal mounting bracket, two keys and complete installation instructions.  
Part#12-8001





### DUAL SPORT KIT APPLICATION CHART

| HONDA   | Part Number                     | Notes  |
|---|---------------------------------|--|
| XR/CRF50/70   | 12-1231                         | Stator Included  |
| '90-'00 XR80/100                                      | 12-1301-WT                      | Requires Stator Pt #30-0112  |
| '01-'03 XR/CRF 80/100, '03 CRF150                     | 12-1300-RD                      | XR/CRF 80/100 Require stator part #30-0112 CRF150 Requires stator rewind           |
| '04-on CRF80/100, '04-'05 CRF150F, '07 CRF150R        | 12-1300-4R                      | XR/CRF 80/100 Require stator part #30-0112 CRF150 Requires stator rewind           |
| '06-on CRF150F (elec start)                           | 12-1050                         | Rewind Recommended   |
| XR200/'84-'02 XR250/XR350/'96-'99 XR400/XR500/XR600   | 12-1301-WT                      |  |
| CRF230  | 12-1050                         | Rewind Recommended   |
| '00-on XR250/XR400                                    | 12-1301-RD                      |  |
| '08-on CRF250X/450X                                   | 12-1051                         |  |
| CRF250X/450X  | 12-1052                         |  |
| CRF250R & CRF450R                                     | 12-1300-4R                      | Requires Stator wind or aftermarket replacement stator                             |
| XR650R  | 12-1300-RD                      |  |
| CR125/250/500   | 12-1300-WT                      | Requires aftermarket stator assembly   |
| HUSQVARNA/HUSABERG                                    | Part Number                     | Notes  |
| All 2-stroke and Kickstart-only Electric Start Models | 12-1300-WT<br>12-1305-BU /YE/BK | Must have lighting coil<br>Requires stator modification (can be done by installer) |
| KAWASAKI  | Part Number                     | Notes  |
| KLX110  | 12-1054-GN                      |  |
| KLX125  | 12-1300-GN                      | Requires stator rewind   |
| KLX140  | 12-1058                         |  |
| KDX200/220/250  | 12-1301-GN                      | Rewind Recommended   |
| KLX250/300  | 12-1301-GN                      |  |
| KX (2-stk) & KXF (4-stk)                              | 12-1300-GN                      | Requires aftermarket stator  |
| KLX400  | 12-1010-GN                      |  |
| KLX450R   | 12-1007                         |  |

| KTM                                   | Part Number | Notes   |
|---------------------------------------|-------------|---|
| EXC, MXC, XC E-Start 4-Stk, 00-on     | 12-1036     |   |
| 2-Stk SX, EXC, XC, XC-W 96-on         | 12-1300-OG  | Requires K2 or K3 stator 4-Stk Models can NOT have an Electric starter with this part number. |
| 4-Stk SX/SMR<br>Kickstart-ONLY Models |             |   |
| SUZUKI                                | Part Number | Notes   |
| DRZ110                                | 12-1054-WT  |   |
| DRZ125                                | 12-1300-WT  | Requires stator rewind  |
| DRZ250                                | 12-1001     |   |
| DR250/350                             | 12-1301-WT  |   |
| RM (2-stk) & RMZ (4-stk)              | 12-1300-WT  | Requires aftermarket stator   |
| DRZ400E (Elec-Start ONLY)             | 12-1010-WT  | Will not work on kickstart model  |
| RMX250                                | 12-1301-WT  |   |
| YAMAHA                                | Part Number | Notes   |
| TTR125 kickstart                      | 12-1300-BU  | Requires stator rewind  |
| TTR125 elec. Start                    | 12-1040     |   |
| TTR225                                | 12-1013     |   |
| TTR230                                | 12-1041     | Rewind Recommended  |
| TTR250                                | 12-1014     |   |
| IT/TT (2-stk all)                     | 12-1301-WT  |   |
| '89-'97 WR250 (2-stk)                 | 12-1300-WT  |   |
| '98-'02 WR250/400/426F                | 12-1300-BU  | Requires YZF rear fender  |
| '98-'02 YZ250/400/426F                | 12-1300-BU  | Requires aftermarket stator   |
| '03-'06 WR250/450F                    | 12-1229     | Requires stator modification (can be done by installer)                                       |
| '07-on WR250/450F                     | 12-1230     | Requires stator modification (can be done by installer)                                       |
| YZ125/250 (2-stk)                     | 12-1300-WT  | Requires aftermarket stator   |
| '03-'05 YZ450F                        | 12-1300-BU  | Requires aftermarket stator   |



# HEADLIGHTS, TAILLIGHTS AND TURN SIGNALS



Baja Designs offers high-quality lights for any application. If you need a replacement or just love to do it yourself, we have the lights you want. All lights listed below come with generic length wiring unless otherwise specified.

## Baja Designs Headlight Assemblies

Complete Headlights include:

- DOT glass lens with 55/60 watt H4 Bulb
- Number plate with white number plate sticker
- Universal rubber mounting straps adapt to any size forks
- H4 headlight connector to adapt light to any system



|                      |            |
|----------------------|------------|
| Black .....          | 60-1098-BK |
| White .....          | 60-1098-WT |
| '04 Honda Red .....  | 60-1098-4R |
| Honda XR Red .....   | 60-1098-RD |
| KTM Orange .....     | 60-1098-OG |
| Yamaha YZ Blue ..... | 60-1098-BU |
| Kawasaki Green.....  | 60-1098-GN |

Functions as a taillight and brake light. Includes a license plate mounting area and white LEDs for plate illumination. Generic wiring and mounting hardware included. Part# 60-0709

## Acerbis Enduro Taillight Assembly

Mounts to the top of most older style sloping rear fenders (like old XRs). Has plate mounting surface with illuminator light. Functions as taillight and brake light. Generic wiring and mounting hardware included. Part# 60-0700

## Universal Small Taillight

Small XR style taillight functions as running light and brake light only. Generic wiring and mounting hardware included. Part# 60-2011

Generic wiring and mounting hardware included. Part# 60-4190

## Flush Mount Turn Signals, Pair

These mount directly to any flat surface and prevent most damage caused by kicking or falling over. Not DOT approved. Part# 60-3030

## Mini-Stalk LED Turn Signals, Pair

These small signals are only 2 5/8" in total length! They come with a clear lens and amber LEDs.

Flexible rubber stalk prevents damage from crashes.

Generic wiring and mounting hardware included.

Part# 60-3028



## Baja Designs Taillight Assembly

Mounts under any motocross style rear fender. Plastic support strengthens stock fender against damage caused by rear tire.



## Baja Designs Standard DOT Turn Signal, Pair

Standard 10-watt turn signals with flexible stalk and amber lens. 4 inch total length.



## Mini-Flush Mount LED Turn Signals, Pair

These small marker lights mount directly to any flat surface. Because of their small size and light output they are not recommended for daytime street use. Not DOT approved. Part# 60-3023

# 07 KTM EXC LED | Turn Signal and Taillight Upgrade



This kit replaces the stock 07 KTM EXC taillight & turn signals with Baja Designs' low-profile LED units. Sheds 11lb of weight from the bike and is significantly less vulnerable to vibration & crash damage. Part #31-0000.

Kit Includes:

- LED taillight assembly
- 4 LED mini-stalk turn signals
- License plate mounting bracket with frame
- LED flasher relay
- All necessary mounting hardware, terminals, and zip-ties
- Detailed installation instructions

Kit Notes:

Installation of this kit requires replacing several wire connectors from the stock wiring harness with provided connectors. If you are not comfortable performing this task please refer it to a qualified technician. Installation of this kit requires that the stock turn signal indicator (green dash light) be disabled. Baja Designs cannot guarantee that street legality requirements will still be met with installation of this kit. Please check with local laws prior to ordering.





# BAJA DESIGNS HELMET RADIO SYSTEM



Baja Designs offers a two-way communication system that is modeled after the Team Honda race systems. It takes just a few minutes to install the system into a full-face helmet. All of our components and interconnects are race quality. Our systems include both a water-proof noise-canceling aircraft microphone that cuts wind and engine noise and loud high efficiency ear speakers. We also include a water-proof push to talk switch that mounts to the handlebars with Baja's exclusive clutch perch bracket.

You can use our systems with most hand held VHF/UHF radios that have external inputs; this includes the popular Motorola Talk-About, Kenwood FRS series, as well as more powerful five-watt radios such as the Vertex, ICOM, Motorola and others. For optimum range, Baja Designs recommends a high quality 5 watt UHF radio. UHF hand-helds will nearly always outperform VHF radios by a wide margin in this application. The best commercial radios in this price range are the Vertex VX 351 radios. We like them for their robust construction, great microphone gain, loud speakers, range and great battery life (Li-Ion).



Left to Right: Wiring Harness (connects helmet, radio and push to talk button), Helmet Microphone and Speakers, Handlebar Mounted Push to Talk Button, Radio Specific Interface Cable

- Baja Designs Helmet Radio System, 65-0001 (Does not include radio)
- Vertex VX 351 VHF (65-0021) and UHF 5 watt radios (65-0023)
- Vertex high-performance antenna (increases range.) VHF antenna: 65-0041, UHF antenna: 65-0042
- Extra PTT and Bracket, 65-0003
- Additional Interface Cables (Adapts Radio to Harness)



## BATTERY 3+ HOURS OF LIGHTING POWER KIT NO STATOR REQUIRED!



You can power your Diablo HID or LaPaz 8" HID for over 3 hours with our new state of the art Lithium Polymer battery. No stator or bike power required – just plug and go!



**RACER KIT - Part# 12-0420**  
Includes: 2 Batteries, 1 Quick Charger



**SPORTSMAN KIT - Part# 12-0424**  
Includes: 1 Battery, 1 Standard Charger

# Motorcycle Accessories

## MIRRORS

### Baja Designs Folding Dual Sport Mirror

This lightweight metal mirror folds out of the way when the pavement turns to dirt and maintains stability at higher speeds. Mirror is easily adjustable and can work on both left and right sides. Bike must be equipped with mirror mount. ....18-0090



### Acerbis Folding Mirror

This small plastic mirror is good when you want to be legal and not much more. Mirror does not give great vision but it is small and can be folded out of the way with one hand.

Black - Left.....18-0081  
Black - Right .....18-0082



### Billet Mirror Perch Mount

This anodized aluminum mount replaces the rear portion of the clutch perch and accepts any mirror with 10mm threads. Great for bikes with limited space on the handlebars. Does not work with reverse thread mirrors.....18-0080



### Billet Mirror Perch Mount, Magura Clutches

This mounts works the same as the standard billet mirror mount but is made for the pivoting style Magura clamp found on late-model KTMs .....18-0101



### Two-Piece Mirror Mount

Cost effective clamp style mirror mount. Two bolts clamp the threaded mount to any standard sized handlebar .....18-0122



## SPEEDOMETERS

### Analog Backlit Speedometer

This speedometer features backlighting, a cumulative odometer, and a re-settable trip meter. It comes with a generic single bolt mounting bracket and will meet most state speedometer requirements. Attaches directly to an existing speedo cable. Works with all Japanese drives. ....37-0002



### ICO Dual Sport Computer

We have personally logged over 37,000 miles on one ICO computer with absolutely no problems. These are the most reliable, durable computers on the market today. This unit has adjustable wheel size, auto-calibrate/mileage adjustment, speedometer, maximum speed, automatic shut-off, and more! Uses two Lithium batteries (not included).....37-0032



### ICO Dual Sport VRL Computer w/Back-Lighting

This computer has all the features of the standard ICO computer plus the advanced features required by a serious rally rider. The Dual Sport VRL can be powered by an external DC source (i.e. a bike's battery) and also uses two Lithium batteries (not included) as a back-up power source. The remotely mounted thumb switch can easily control the functions while riding and the backlit display is easy to read and understand during day or night riding .....37-0034

### ICO Billet Guard

Protect your expensive ICO computer with this billet guard. Mounts using the two forward handlebar clamp bolts.....37-0005



## REAR FOOTPEGS

Baja Designs offers a clean way to add rear pegs to your bike. Machined from billet aluminum, these footpegs combine strength with a functional lightweight design. The aluminum pegs pivot with a ball detent to keep them out of the way when not in use. Depending on application, the rear pegs come as a weld-on or bolt-on mounting system.

XR400 & XR600 Rear Footpegs, Weld-on.....21-0045  
XR650R Rear Footpegs, Bolt-on .....21-0047



## COMPETITION SPARK ARRESTORS

This OEM Honda HRC high-flow spark arrester directly replaces the stock spark arrester to provide a significant flow increase. Does not conform to national maximum decibel requirements.

For competition use only.

XR400 .....55-0005  
XR650R .....55-0006

## CARBURETION

### Smog Block-Off Kits

These are inexpensive easy-to-install kits that eliminates the smog pump canister and mounting hardware.

For competition use only.

CRF250X/CRF450X .....15-4950  
XR650R .....15-5000  
XR650L .....15-5001



# Motorcycle Accessories

## Carb Mod Kits

These Carb Mod Kits are designed to optimize your carburetor's air-fuel mixture for the best possible power, throttle response, and ease of starting. Bikes must have open intake (airbox) and exhaust for best results.

*For competition use only:*

|   |         |
|---|---------|
| XR400 California Model .....              | 15-1003 |
| XR400 49 State Model .....                | 15-1005 |
| CRF450X JD Jet Kit .....                  | 15-1026 |
| XR650L Dyno-Jet Kit .....                 | 15-1020 |
| XR650R 175 main jet .....                 | 15-0998 |
| (includes HRC needle and intake manifold) |         |
| XR650R 172 main jet .....                 | 15-0999 |
| (includes HRC needle and intake manifold) |         |
| XR650R 170 main jet .....                 | 15-1001 |
| (includes HRC needle and intake manifold) |         |
| DRZ400S Dyno-Jet Kit .....                | 07-0100 |

## SKID PLATES

Baja Designs skid plates offer comprehensive protection for your motorcycle's engine, side cases and frame rails. Constructed of heavy-duty 3/16" aluminum plate and clear anodized, these skid plates offer much more protection than the plastic factory guards. Please see our website for application chart.

## FUEL TANKS

### Baja Designs Side Panel Fuel Tank

Side panel tanks can be used with the stock tank to give you extra fuel and a slim profile or with a larger capacity tank to give the maximum possible range. All side panel tanks come with a petcock, mounting bracketry and all the tubing and parts necessary to connect the new tank into the fuel system of your bike.

#### KTM

|  |         |
|--|---------|
| KTM 4-Stroke '99-'03 Orange - 1.5 gal .....  | 26-0501 |
| KTM 4-Stroke '99-'03 Black - 1.5 gal .....   | 26-0500 |
| KTM 4-Stroke '04-'07 Orange - 1.1 gal .....  | 26-0499 |
| KTM 4-Stroke '04-'07 Black - 1.1 gal .....   | 26-0498 |
| <b>YAMAHA</b>                                |         |
| YZ/WR 400/426F '98-'02 White - 1.2 gal ..... | 26-0502 |
| Adapter Kit WR450F '03-on .....              | 26-0506 |



## LARGE CAPACITY FUEL TANKS

Designed to enhance the appearance of your motorcycle, these tanks give you the extra range you need for those long rides. Capacity varies by application. Please see our website for application chart.

## SEAT COVERS & SEAT FOAMS

Baja Designs offers softer seat foams that are standard height or +1" taller. Baja Designs seat covers are constructed of marine grade vinyl, which is 30% thicker than the OEM seat covers. Non-slip surface keeps you in your seat through the rough stuff and the triple-stitched seams keep the cover from ripping under extreme duress. Taller seat foams require a taller seat cover. Please see our website for application chart.

Please see [www.bajadesigns.com](http://www.bajadesigns.com) for full warranty information.

NOTE: Components and Pricing Subject to Change.

# AVAILABLE DECEMBER 2008

## PreRunner 6" HID Light

Baja Designs new 6" PreRunner HID light is the perfect blend of size and offers the performance you need for race or play. If you are looking for a light that is larger than a 4" Fuego, more compact than an 8" LaPaz, but has all the great features you have come to expect from a Soltek product, the PreRunner is your answer. It's built to handle all the whoop pounding abuse you can dish out and backed by a Lifetime Warranty so you can keep the pedal on the floor and drive deep into the night for years to come!



# NEW PRODUCTS

- LEDgend LED Lights - Page 6
- Universal Mounting Bracket - Page 5, 11, 18
- ATV & Motorcycle Baja Guard Mount - Black - Page 11
- Battery Power Kits - Page 29

**bajadesigns**

**SOLTEK**  
LIGHT SYSTEMS  
by **bajadesigns**

**NEW**



Diablo Rally Dual HID or Dual Halogen



The Diablo Rally racelight is the latest and greatest addition to the off-road motorcycle world. The optics of the Diablo light has been a favorite of aggressive trail riders for many years. Now with

two Diablo lenses mounted vertically you have twice the light without the weight of the larger 8" lights. This light is THE BEST trail light on the market. No other light even comes close!

The Diablo Rally incorporates the rapid aiming and quick-release features of our other Racelights while maintaining a super-slim profile and manageable weight.

**ALL LIGHTS ARE NOT CREATED EQUAL.**



**NEW**

LED Dome/Rock Crawler Light

Available in:  
Tube Mount and Panel Mount

- Super Bright
- Super Small
- Broad, Smooth Pattern



- Mounts Anywhere
- 1 ½ times as bright as competitors larger 15 LED light



**COMING SOON**

LED Helmet & Mountain Bike Light

- 900 lumens (equivalent to 12 watt HID)
- 5000K Daytime White color
- Only 225 Grams (approx 8 ozs)
- Actual Optics that are optimized for off-road (not just a bright flashlight)
- Lithium Polymer Battery Powered
- Visible Battery Level Indicator
- High & Low power settings
- Waterproof

AVAILABLE MARCH 2009

Baja Designs

185 Bosstick Blvd • San Marcos, CA 92069

800.422.5292 • 760.560.BAJA • www.bajadesigns.com